


Linear Curved Graphic Panel Kit B

Innovative stylish and robust graphic display that can be customised to any purpose. The perfect way to display your graphics at exhibition and within retail settings.



features & benefits

- Portable and easy to assemble
- Anodised aluminium construction
- 75mm round modular post system as standard
- Available in 3 different sizes: 2000mm(h) x 1000mm(w), 2000mm(h) x 2000mm(w), 2000mm(h) x 3000mm(w)
- Steel oval bases supplied as standard



Recommended accessories:



Linear standard shelf - LN130



LED Flood light PS1050
Requires US-LINEAR light bracket



Acrylic stacks LN602-LCA

hardware specifications

Hardware dimensions (mm):

LK024-C - 2000(h) x 1555(w) x 390(d)


LK024-D - 2000(h) x 2505(w) x 530(d)

LK024-E - 2000(h) x 3330(w) x 845(d)

Graphic fixing options



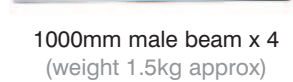
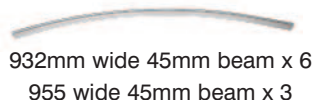
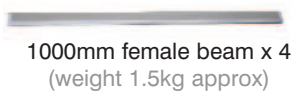
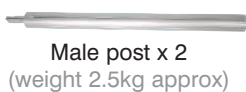
Mag taped



Rigid infill

Assembly Instructions


Linear Curved Graphic Panel Kit B includes:



Please note that the above kit is based on a LK024-E




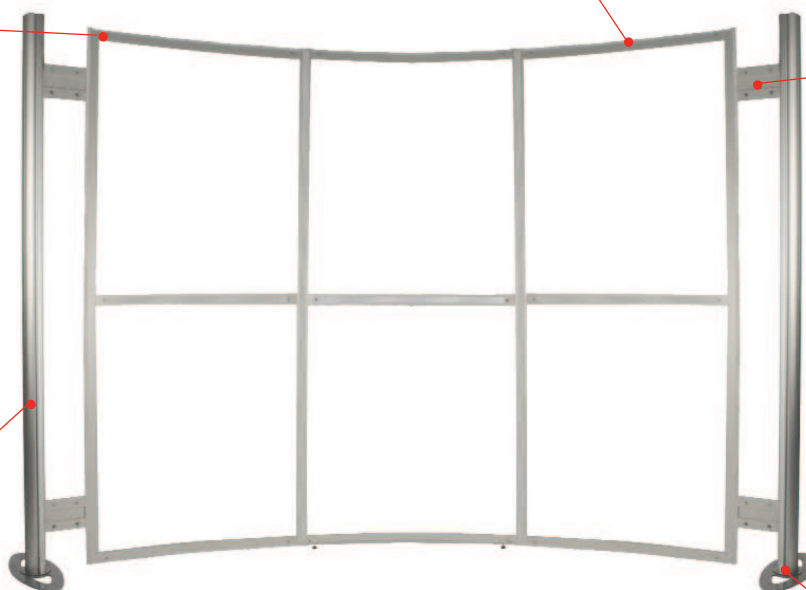
To attach the graphic simply apply mag tape to the graphic and align the graphic with the frame



Attach horizontal beams to the vertical frame sides. Tighten locks using a 5mm allen key.



Attach assembled frame to vertical posts using 4 x 150mm twinspan beams. Tighten locks using a 5mm Allen key.



Align and slide female post over male post, tighten both grub screws using a 2mm allen key. Repeat step for 2nd post.



Attach base to male post using M10 bolt and allen key. Ensure clear washer is between base & post. Repeat step for 2nd post.

Graphic Specification



Mag tape



Rigid infill

LK024-C	
<p>Recommended mag tape graphic size (mm): requires 1 drop at 2000mm (h) x 1000mm (w) Recommended graphic substrate: Mag tape fixing: 300micron polyester</p>	<p>Recommended infill graphic size (mm): 2 at 944 (h) x 925 (w) Actual 932 (h) x 913(w) Visible 1 Panel 1 at 1922 (h) x 925 (w) Actual 1910(h) x 913 (w) Visible Recommended graphic substrate: 3mm thick foam board</p>
LK024-D	
<p>Recommended mag tape graphic size (mm): Requires 2 drops at 2000mm (h) x 1000mm (w) Recommended graphic substrate: Mag tape fixing: 300micron polyester</p>	<p>Recommended infill graphic size (mm): 4 at 944 (h) x 947 (w) Actual 932 (h) x 935 (w) Visible 2 panel 2 at 1922 (h) x 947 (w) 1910 (h) x 935 (w) Recommended graphic substrate: 3mm thick foam board</p>
LK024-E	
<p>Recommended mag tape graphic size (mm): Requires 3 drops at 2000mm (h) x 1000mm (w) Recommended graphic substrate: Mag tape fixing: 300micron polyester</p>	<p>Recommended infill graphic size (mm): 4 at 944(h) x 947 (w) Actual 932 (h) x 935(w) Visible 2 at 944 (h) x 970 (w) Actual 932 (h) x 958 (w) Visible 3 panel 2 at 1922 (h) x 947 (w) Actual 1910 x 935 Visible 1 at 1922 (h) x 970 (w) Actual 1910 (h) x 958 (w) Visible Recommended graphic substrate: 5mm thick foam board</p>